

Bisection Method

Major: All Engineering Majors

Authors: Autar Kaw, Jai Paul

<http://numericalmethods.eng.usf.edu>

Transforming Numerical Methods Education for STEM
Undergraduates

Bisection Method

<http://numericalmethods.eng.usf.edu>

Basis of Bisection Method

Theorem An equation $f(x)=0$, where $f(x)$ is a real continuous function, has at least one root between x_l and x_u if $f(x_l) f(x_u) < 0$.

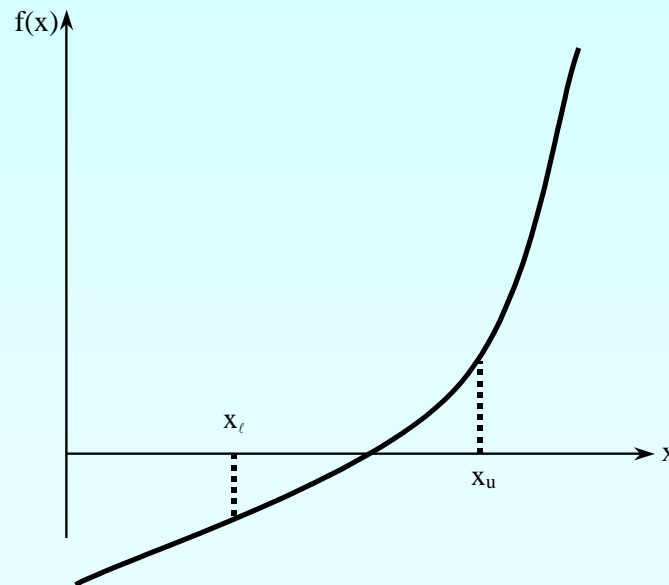


Figure 1 At least one root exists between the two points if the function is real, continuous, and changes sign.

Basis of Bisection Method

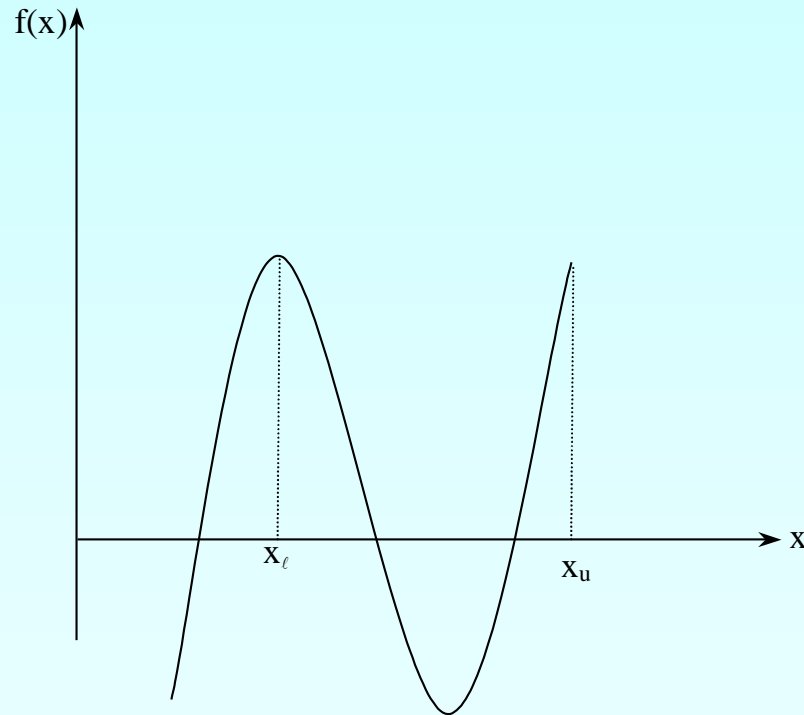


Figure 2 If function $f(x)$ does not change sign between two points, roots of the equation $f(x)=0$ may still exist between the two points.

Basis of Bisection Method

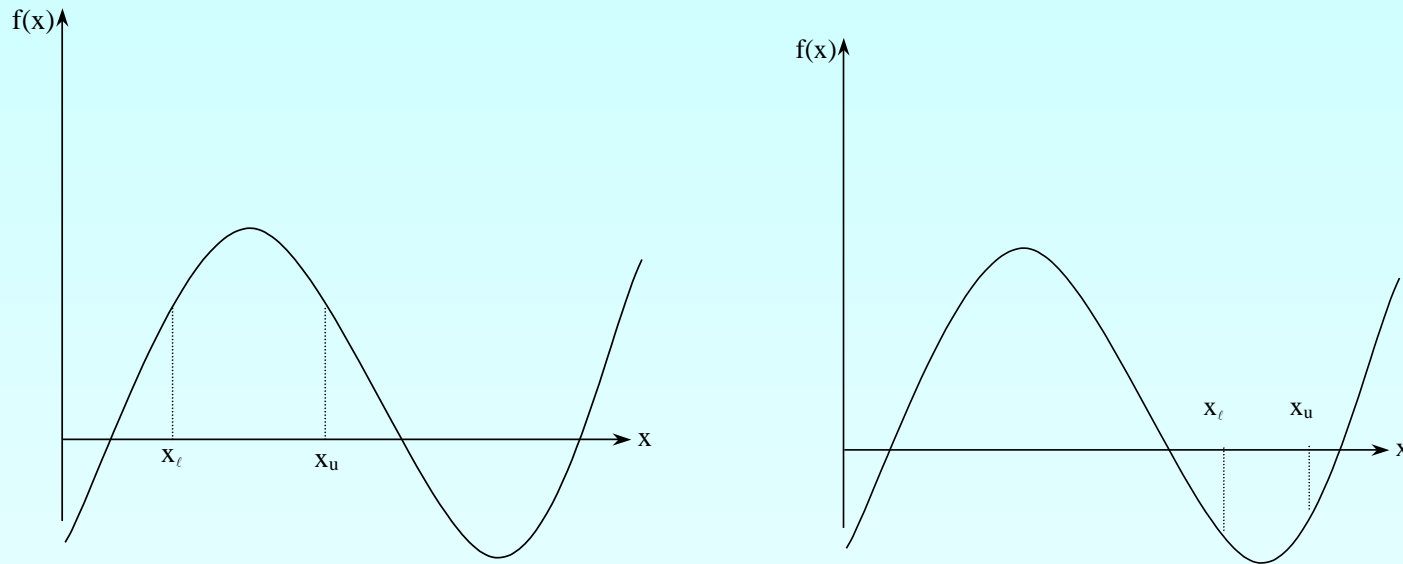


Figure 3 If the function $f(x)$ does not change sign between two points, there may not be any roots for the equation $f(x)=0$ between the two points.

Basis of Bisection Method

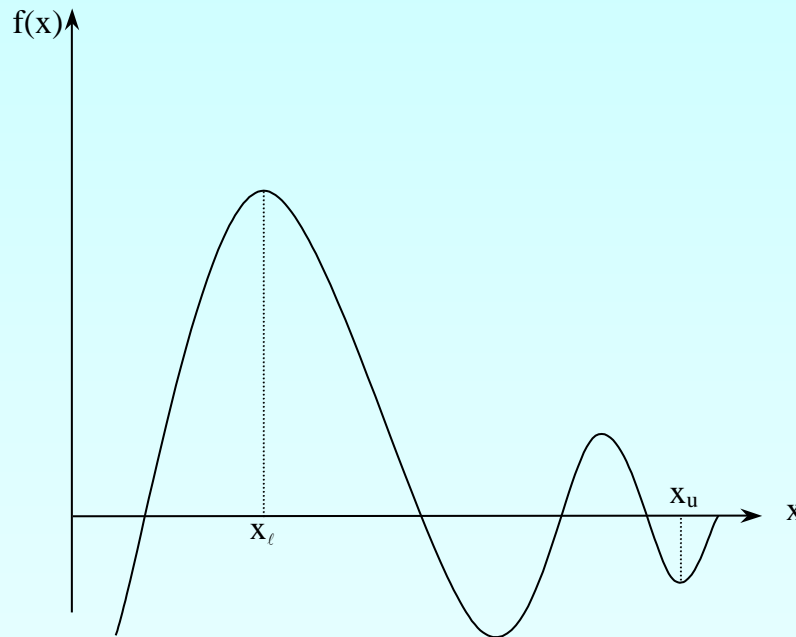


Figure 4 If the function $f(x)$ changes sign between two points, more than one root for the equation $f(x)=0$ may exist between the two points.

Algorithm for Bisection Method

Step 1

Choose x_ℓ and x_u as two guesses for the root such that $f(x_\ell) f(x_u) < 0$, or in other words, $f(x)$ changes sign between x_ℓ and x_u . This was demonstrated in Figure 1.

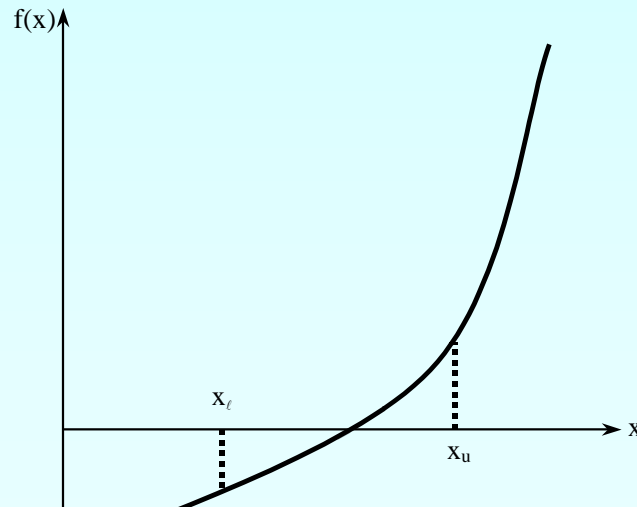


Figure 1

Step 2

Estimate the root, x_m of the equation $f(x) = 0$ as the mid point between x_ℓ and x_u as

$$x_m = \frac{x_\ell + x_u}{2}$$

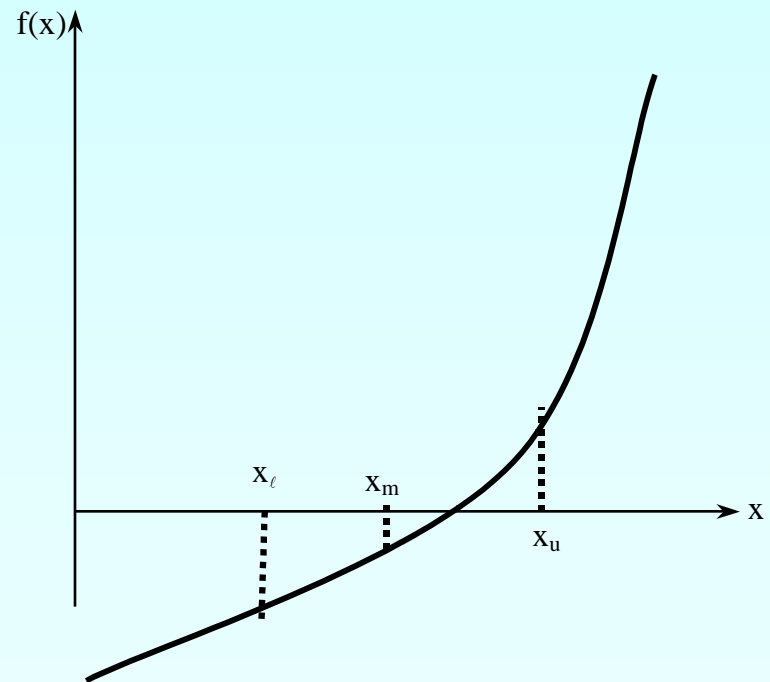


Figure 5 Estimate of x_m

Step 3

Now check the following

- a) If $f(x_l)f(x_m) < 0$, then the root lies between x_l and x_m ; then $x_\ell = x_l$; $x_u = x_m$.
- b) If $f(x_l)f(x_m) > 0$, then the root lies between x_m and x_u ; then $x_\ell = x_m$; $x_u = x_u$.
- c) If $f(x_l)f(x_m) = 0$; then the root is x_m . Stop the algorithm if this is true.

Step 4

Find the new estimate of the root

$$x_m = \frac{x_l + x_u}{2}$$

Find the absolute relative approximate error

$$|\epsilon_a| = \left| \frac{x_m^{new} - x_m^{old}}{x_m^{new}} \right| \times 100$$

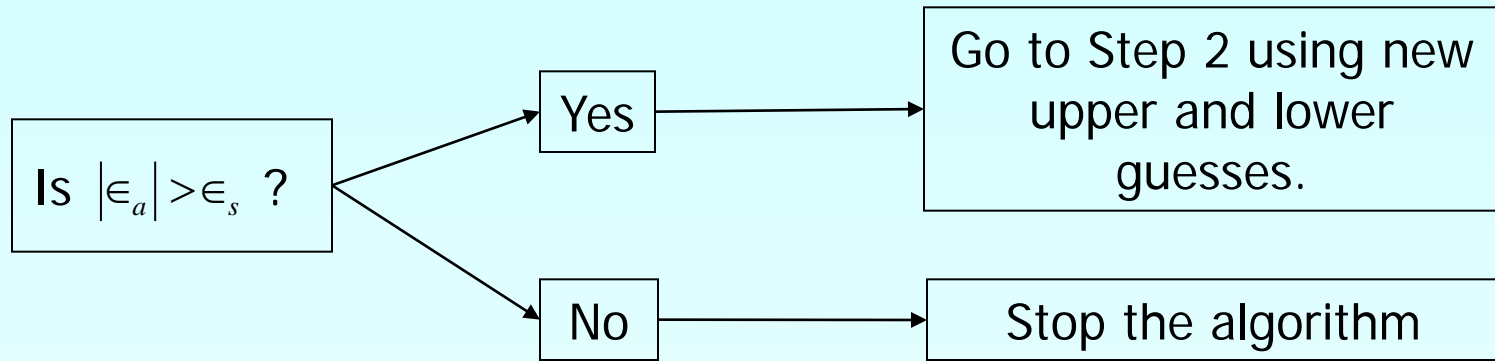
where

x_m^{old} = previous estimate of root

x_m^{new} = current estimate of root

Step 5

Compare the absolute relative approximate error $|\epsilon_a|$ with the pre-specified error tolerance ϵ_s .



Note one should also check whether the number of iterations is more than the maximum number of iterations allowed. If so, one needs to terminate the algorithm and notify the user about it.

Example 1

You are working for 'DOWN THE TOILET COMPANY' that makes floats for ABC commodes. The floating ball has a specific gravity of 0.6 and has a radius of 5.5 cm. You are asked to find the depth to which the ball is submerged when floating in water.

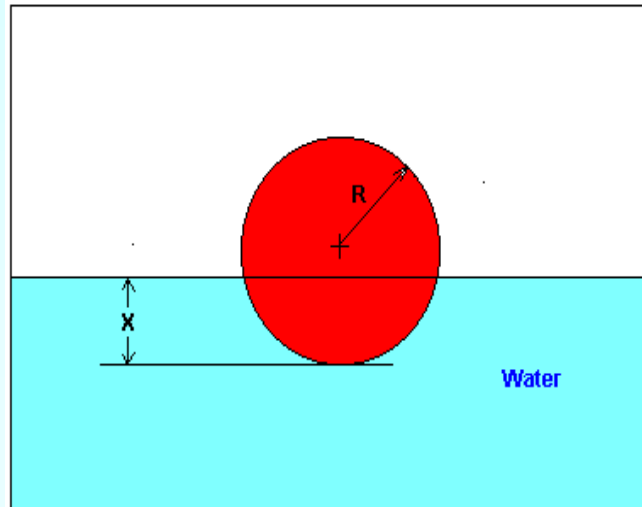


Figure 6 Diagram of the floating ball

Example 1 Cont.

The equation that gives the depth x to which the ball is submerged under water is given by

$$x^3 - 0.165x^2 + 3.993 \times 10^{-4} = 0$$

- a) Use the bisection method of finding roots of equations to find the depth x to which the ball is submerged under water. Conduct three iterations to estimate the root of the above equation.
- b) Find the absolute relative approximate error at the end of each iteration, and the number of significant digits at least correct at the end of each iteration.

Example 1 Cont.

From the physics of the problem, the ball would be submerged between $x = 0$ and $x = 2R$,

where $R =$ radius of the ball,

that is

$$0 \leq x \leq 2R$$

$$0 \leq x \leq 2(0.055)$$

$$0 \leq x \leq 0.11$$

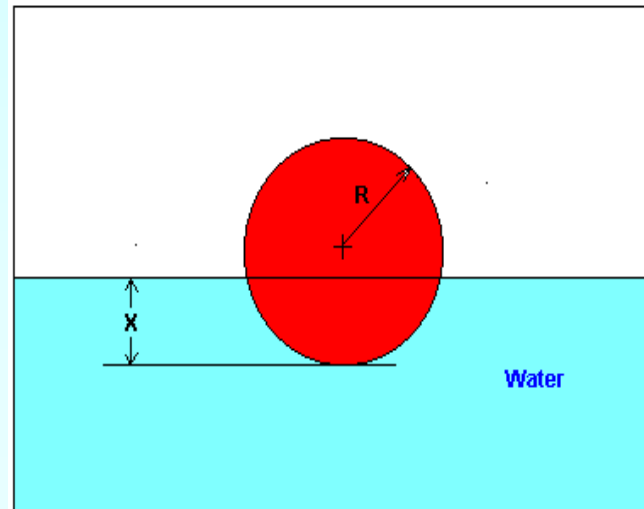


Figure 6 Diagram of the floating ball

Example 1 Cont.

Solution

To aid in the understanding of how this method works to find the root of an equation, the graph of $f(x)$ is shown to the right,

where

$$f(x) = x^3 - 0.165x^2 + 3.993 \times 10^{-4}$$

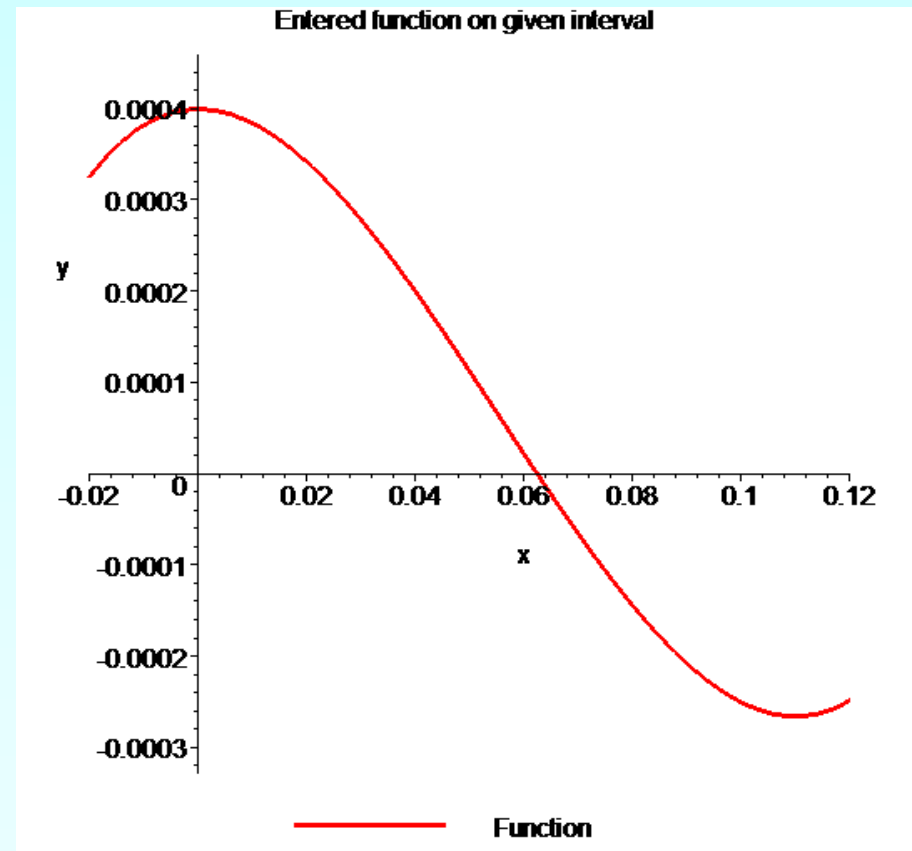


Figure 7 Graph of the function $f(x)$

Example 1 Cont.

Let us assume

$$x_\ell = 0.00$$

$$x_u = 0.11$$

Check if the function changes sign between x_ℓ and x_u .

$$f(x_\ell) = f(0) = (0)^3 - 0.165(0)^2 + 3.993 \times 10^{-4} = 3.993 \times 10^{-4}$$

$$f(x_u) = f(0.11) = (0.11)^3 - 0.165(0.11)^2 + 3.993 \times 10^{-4} = -2.662 \times 10^{-4}$$

Hence

$$f(x_\ell)f(x_u) = f(0)f(0.11) = (3.993 \times 10^{-4})(-2.662 \times 10^{-4}) < 0$$

So there is at least one root between x_ℓ and x_u , that is between 0 and 0.11

Example 1 Cont.

Entered function on given interval with upper and lower guesses

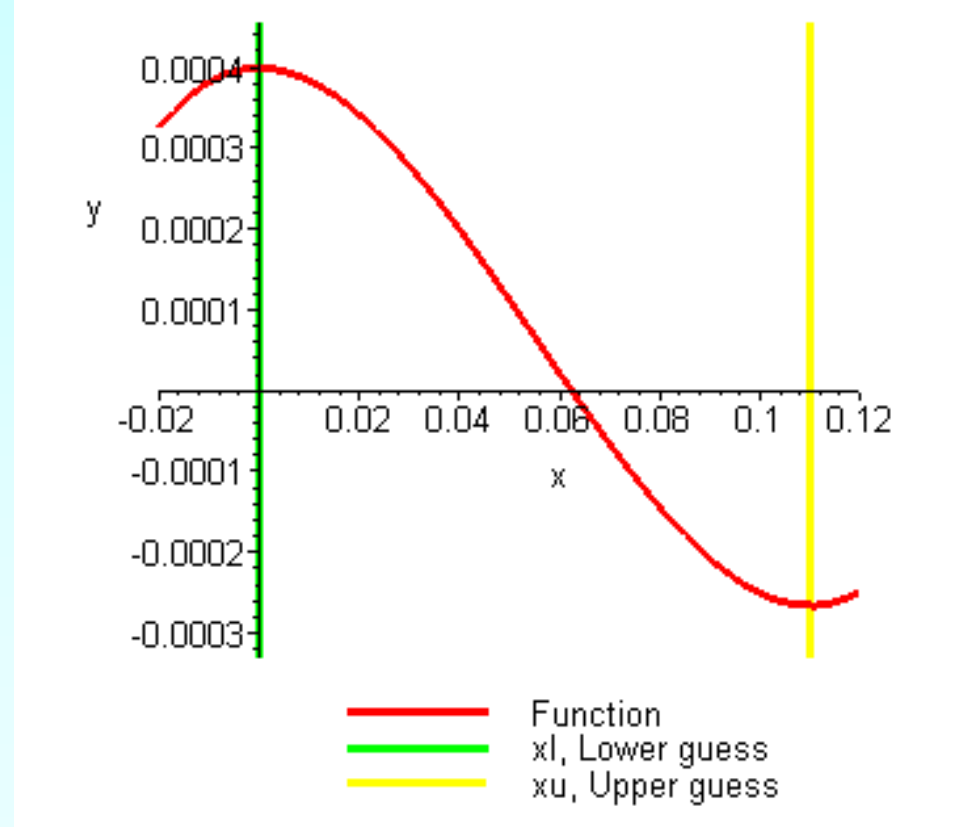


Figure 8 Graph demonstrating sign change between initial limits

Example 1 Cont.

Iteration 1

The estimate of the root is $x_m = \frac{x_l + x_u}{2} = \frac{0 + 0.11}{2} = 0.055$

$$f(x_m) = f(0.055) = (0.055)^3 - 0.165(0.055)^2 + 3.993 \times 10^{-4} = 6.655 \times 10^{-5}$$

$$f(x_l)f(x_m) = f(0)f(0.055) = (3.993 \times 10^{-4})(6.655 \times 10^{-5}) > 0$$

Hence the root is bracketed between x_m and x_u , that is, between 0.055 and 0.11. So, the lower and upper limits of the new bracket are

$$x_l = 0.055, \quad x_u = 0.11$$

At this point, the absolute relative approximate error $|\epsilon_a|$ cannot be calculated as we do not have a previous approximation.

Example 1 Cont.

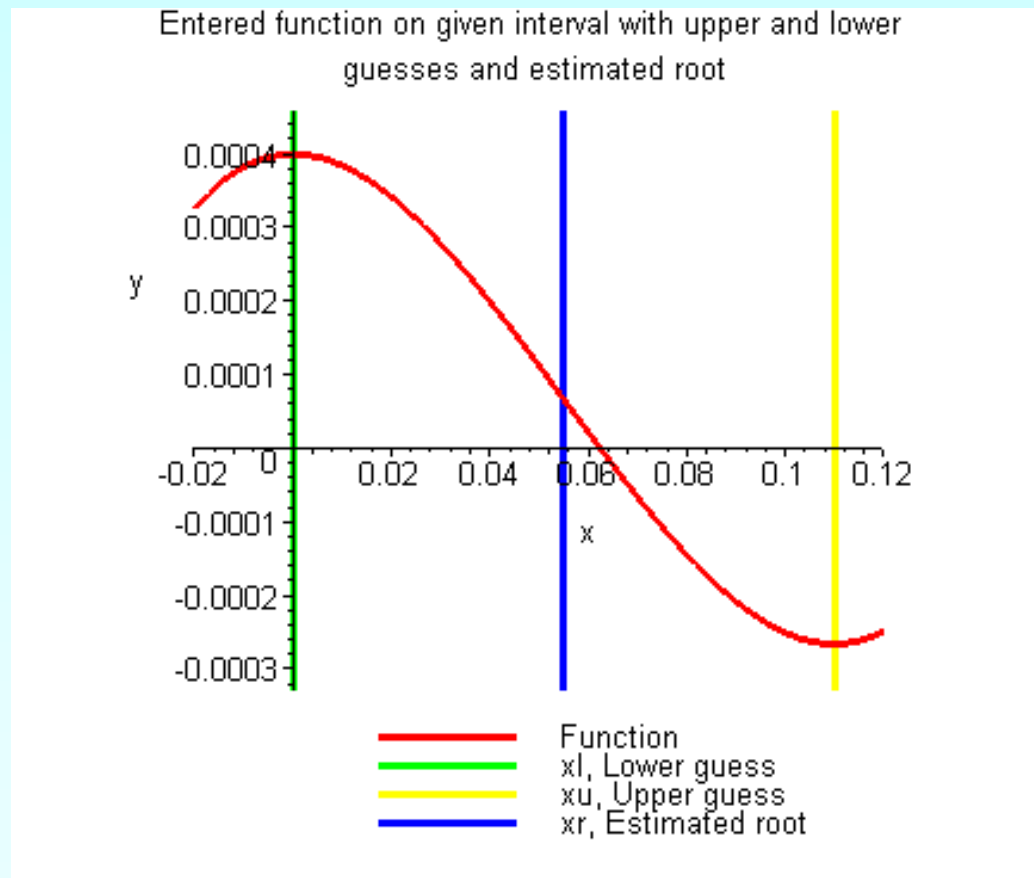


Figure 9 Estimate of the root for Iteration 1

Example 1 Cont.

Iteration 2

The estimate of the root is $x_m = \frac{x_\ell + x_u}{2} = \frac{0.055 + 0.11}{2} = 0.0825$

$$f(x_m) = f(0.0825) = (0.0825)^3 - 0.165(0.0825)^2 + 3.993 \times 10^{-4} = -1.622 \times 10^{-4}$$

$$f(x_l)f(x_m) = f(0.055)f(0.0825) = (-1.622 \times 10^{-4})(6.655 \times 10^{-5}) < 0$$

Hence the root is bracketed between x_ℓ and x_m , that is, between 0.055 and 0.0825. So, the lower and upper limits of the new bracket are

$$x_l = 0.055, \quad x_u = 0.0825$$

Example 1 Cont.

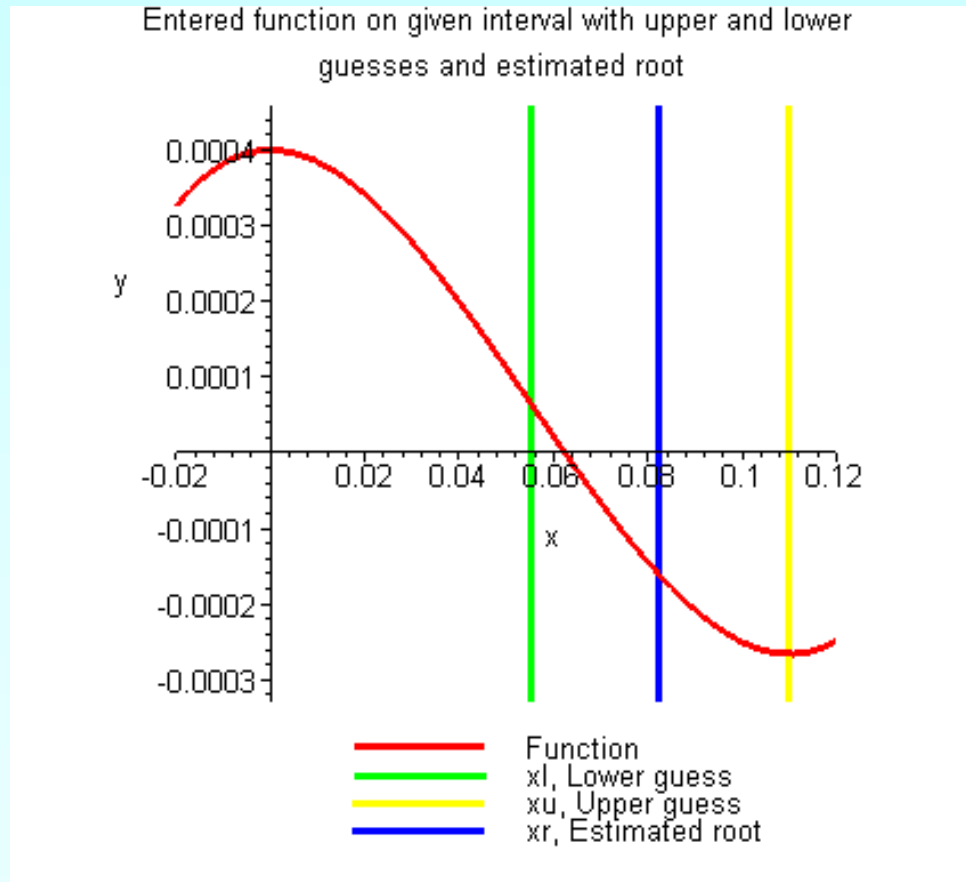


Figure 10 Estimate of the root for Iteration 2

Example 1 Cont.

The absolute relative approximate error $|\epsilon_a|$ at the end of Iteration 2 is

$$\begin{aligned} |\epsilon_a| &= \left| \frac{x_m^{new} - x_m^{old}}{x_m^{new}} \right| \times 100 \\ &= \left| \frac{0.0825 - 0.055}{0.0825} \right| \times 100 \\ &= 33.333\% \end{aligned}$$

None of the significant digits are at least correct in the estimate root of $x_m = 0.0825$ because the absolute relative approximate error is greater than 5%.

Example 1 Cont.

Iteration 3

The estimate of the root is $x_m = \frac{x_\ell + x_u}{2} = \frac{0.055 + 0.0825}{2} = 0.06875$

$$f(x_m) = f(0.06875) = (0.06875)^3 - 0.165(0.06875)^2 + 3.993 \times 10^{-4} = -5.563 \times 10^{-5}$$

$$f(x_l)f(x_m) = f(0.055)f(0.06875) = (6.655 \times 10^{-5})(-5.563 \times 10^{-5}) < 0$$

Hence the root is bracketed between x_ℓ and x_m , that is, between 0.055 and 0.06875. So, the lower and upper limits of the new bracket are

$$x_l = 0.055, \quad x_u = 0.06875$$

Example 1 Cont.

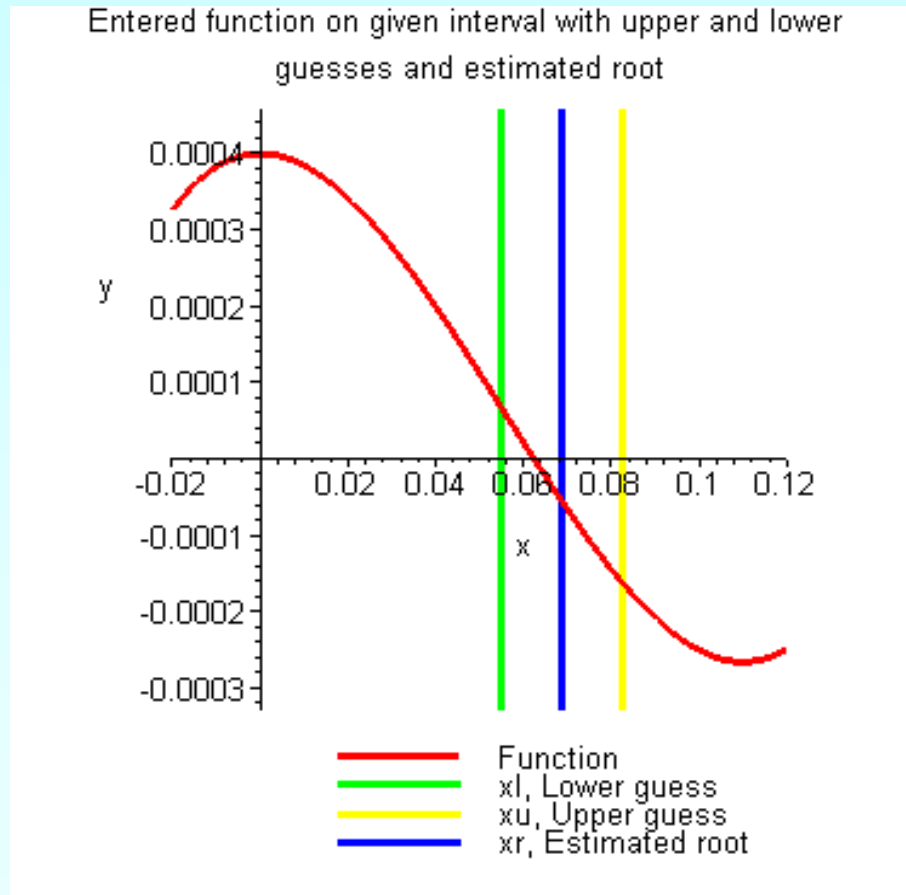


Figure 11 Estimate of the root for Iteration 3

Example 1 Cont.

The absolute relative approximate error $|\epsilon_a|$ at the end of Iteration 3 is

$$\begin{aligned} |\epsilon_a| &= \left| \frac{x_m^{new} - x_m^{old}}{x_m^{new}} \right| \times 100 \\ &= \left| \frac{0.06875 - 0.0825}{0.06875} \right| \times 100 \\ &= 20\% \end{aligned}$$

Still none of the significant digits are at least correct in the estimated root of the equation as the absolute relative approximate error is greater than 5%.

Seven more iterations were conducted and these iterations are shown in Table 1.

Table 1 Cont.

Table 1 Root of $f(x)=0$ as function of number of iterations for bisection method.

Iteration	x_ℓ	x_u	x_m	$ \epsilon_a \%$	$f(x_m)$
1	0.00000	0.11	0.055	-----	6.655×10^{-5}
2	0.055	0.11	0.0825	33.33	-1.622×10^{-4}
3	0.055	0.0825	0.06875	20.00	-5.563×10^{-5}
4	0.055	0.06875	0.06188	11.11	4.484×10^{-6}
5	0.06188	0.06875	0.06531	5.263	-2.593×10^{-5}
6	0.06188	0.06531	0.06359	2.702	-1.0804×10^{-5}
7	0.06188	0.06359	0.06273	1.370	-3.176×10^{-6}
8	0.06188	0.06273	0.0623	0.6897	6.497×10^{-7}
9	0.0623	0.06273	0.06252	0.3436	-1.265×10^{-6}
10	0.0623	0.06252	0.06241	0.1721	-3.0768×10^{-7}

Table 1 Cont.

Hence the number of significant digits at least correct is given by the largest value of m for which

$$|\epsilon_a| \leq 0.5 \times 10^{2-m}$$

$$0.1721 \leq 0.5 \times 10^{2-m}$$

$$0.3442 \leq 10^{2-m}$$

$$\log(0.3442) \leq 2 - m$$

$$m \leq 2 - \log(0.3442) = 2.463$$

So

$$m = 2$$

The number of significant digits at least correct in the estimated root of 0.06241 at the end of the 10th iteration is 2.

Advantages

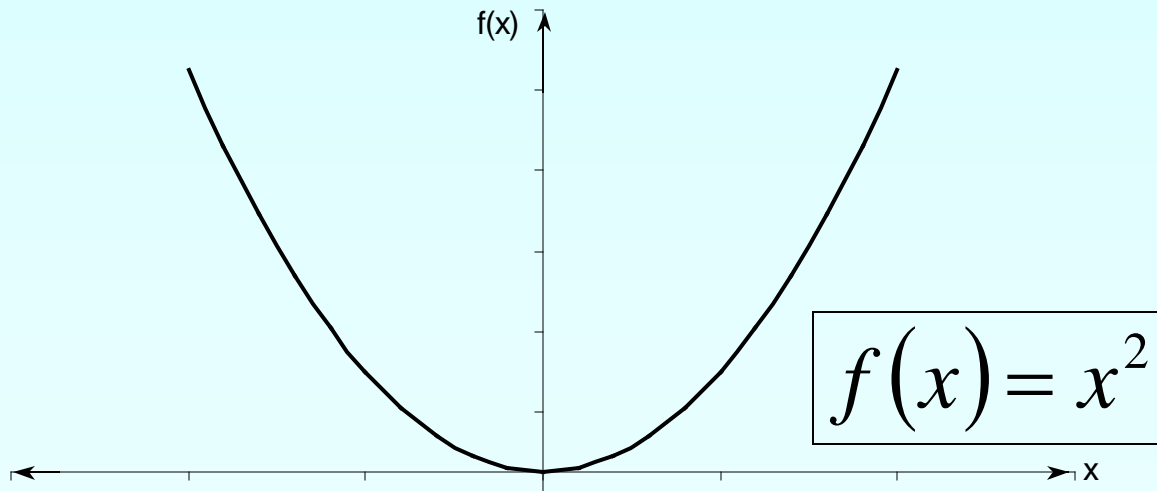
- Always convergent
- The root bracket gets halved with each iteration - guaranteed.

Drawbacks

- Slow convergence
- If one of the initial guesses is close to the root, the convergence is slower

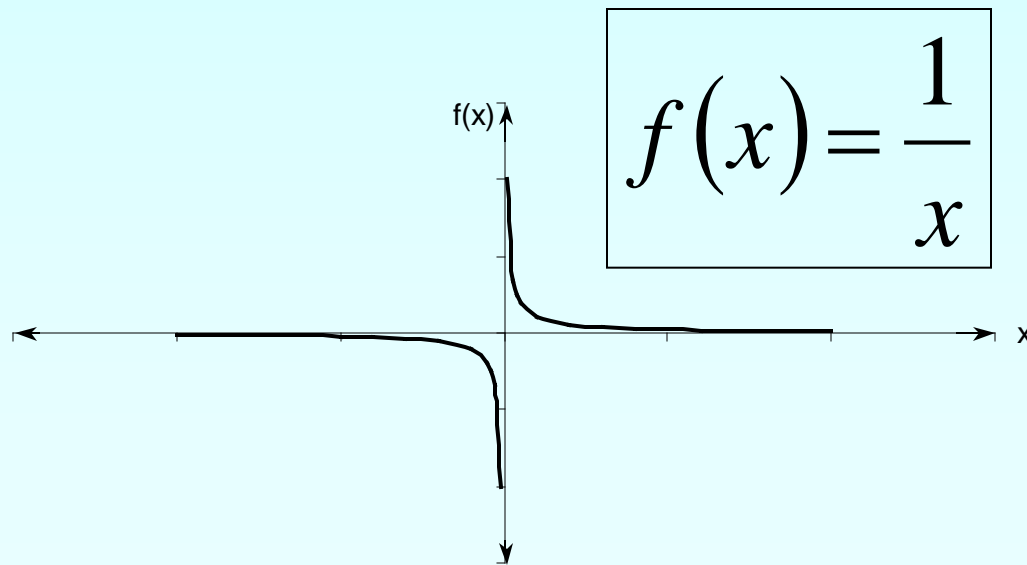
Drawbacks (continued)

- If a function $f(x)$ is such that it just touches the x -axis it will be unable to find the lower and upper guesses.



Drawbacks (continued)

- Function changes sign but root does not exist



Additional Resources

For all resources on this topic such as digital audiovisual lectures, primers, textbook chapters, multiple-choice tests, worksheets in MATLAB, MATHEMATICA, MathCad and MAPLE, blogs, related physical problems, please visit

http://numericalmethods.eng.usf.edu/topics/bisection_method.html

THE END

<http://numericalmethods.eng.usf.edu>