

## Effect of Significant Digits on Derivative of a Function

Ana Catalina Torres, Autar Kaw  
University of South Florida  
United States of America  
kaw@eng.usf.edu

### Introduction

This worksheet demonstrates the use of Mathcad to illustrate the effect of significant digits on numerical calculation of the Forward Difference Approximation of the first derivative of continuous functions.

Forward Difference Approximation of the first derivative uses a point  $h$  ahead of the given point  $x$  at which the derivative of  $f(x)$  is to be found.

$$f'(x) \approx \frac{f(x+h) - f(x)}{h}$$

### Section 1: Input

The following simulation approximates the first derivative of a function using Forward Difference Approximation. The user inputs are

- function,  $f(x)$
- point at which the derivative is to be found,  $xv$
- step size,  $h$
- lowest and highest number of significant digits user wants to use in the calculation.  
The user should choose the lowest number to be at least 2.

The outputs include

- exact value
- true error and absolute relative true error as a function of significant digits.

Function  $f(x)$

$$f(x) := x \cdot \exp(2 \cdot x)$$

Value of  $x$  at which  $f'(x)$  is desired,  $xv$

$$xv := 4.0$$

Starting step size,  $h$

$$h := 0.5$$

Lowest number of Significant Digits and Highest Number of Significant Digits

nlow := 2

nhigh := 10

This is the end of the user section. All the information must be entered before proceeding to the next section.

## Section 2: Significant Digit Operators

The following functions modify standard arithmetic operators allowing computation with 1 appropriate number of significant digits. These redefined operators are then used in the Forward Difference Approximation method to generate a solution that was computed with number of significant digits specified.

$$\text{sdscale}(sd, k) := \begin{cases} m \leftarrow sd & \text{if } k = 0 \\ m \leftarrow sd - \text{floor}(\log(|k|) + 1) & \text{otherwise} \\ q \leftarrow k \cdot 10^m \\ q \leftarrow \text{floor}(q) \cdot 10^{-m} \\ q \end{cases}$$

$$\text{add}(a, b) := \begin{cases} c \leftarrow a + b \\ c \end{cases}$$

$$\text{sub}(a, b) := \begin{cases} c \leftarrow a - b \\ c \end{cases}$$

$$\text{mul}(a, b) := \begin{cases} c \leftarrow a \cdot b \\ c \end{cases}$$

$$\text{div}(a, b) := \begin{cases} c \leftarrow \frac{a}{b} \\ c \end{cases}$$

$$\text{sdadd}(sd, a, b) := \begin{cases} d \leftarrow \text{sdscale}(sd, \text{add}(\text{sdscale}(sd, a), \text{sdscale}(sd, b))) \\ d \end{cases}$$

$$\text{sdsb}(sd, a, b) := \begin{cases} d \leftarrow \text{sdscale}(sd, \text{sub}(\text{sdscale}(sd, a), \text{sdscale}(sd, b))) \\ d \end{cases}$$

$$\text{sdmul}(sd, a, b) := \begin{cases} d \leftarrow \text{sdscale}(sd, \text{mul}(\text{sdscale}(sd, a), \text{sdscale}(sd, b))) \\ d \end{cases}$$

$$\text{sddiv}(sd, a, b) := \begin{cases} d \leftarrow \text{sdscale}(sd, \text{div}(\text{sdscale}(sd, a), \text{sdscale}(sd, b))) \\ d \end{cases}$$

### Section 3: Calculation

The following procedure estimates the solution of first derivate of an equation at a point  $xv$ .

$f(x)$  = function

$xv$  = value at which the solution is desired

$h$  = starting step size value

$sd$  = number of significant digits used in the calculation

$FDD(f, xv, h, sd) := \begin{cases} \text{deriv} \leftarrow \text{sdiv}(sd, \text{sdsb}(sd, f(\text{sdadd}(sd, xv, h)), f(xv)), h) \\ \text{deriv} \end{cases}$

#### Section 4: Calculation

The exact value EV of the first derivative of the equation:

Given the function

$$f(x) \rightarrow x \cdot e^{2 \cdot x}$$

First, using the derivative command the solution is found. In the second step, the exact value of the derivative is shown

The solution of the first derivative is

$$f'(x) := \left( \frac{d}{dx} f(x) \right) \quad f'(x) \rightarrow e^{2 \cdot x} + 2 \cdot x \cdot e^{2 \cdot x}$$

The exact solution of the first derivative is

$$EV := f'(xv)$$

$$EV = 26828.621883$$

The next loop calculate the following:

Av: Approximate value of the first derivative using Forward Difference Approximation by calling the procedure "FDD"

Et: True error

$\varepsilon_t$ : Absolute relative true percentage error

Ea: Approximate error

$\varepsilon_a$ : Absolute relative approximate percentage error

```
table1 := for i ∈ nlow..nhigh
| Digitsi ← i
| AVi ← FDD(f, xv, h, i)
| Eti ← EV - AVi
|  $\varepsilon_{t_i} \leftarrow \left| \frac{E_{t_i}}{EV} \cdot 100 \right|$ 
| augment(Digits, AV, Et,  $\varepsilon_t$ )
```

The loop calculates the approximate value of the first derivative, the corresponding true error and relative true error as a function of the number of significant digits used in the calculations.

**Section 5: Table of Values**

The next table shows the approximate value, true error, and the absolute relative true percentage error as a function of the number of significant digits used in the calculations.

table1 =

	Digits	AV		E <sub>t</sub>	
	0	1	2	3	
0	$0 \cdot 10^0$	$0 \cdot 10^0$	$0 \cdot 10^0$	$0 \cdot 10^0$	
1	$0 \cdot 10^0$	$0 \cdot 10^0$	$0 \cdot 10^0$	$0 \cdot 10^0$	
2	$2 \cdot 10^0$	$5 \cdot 10^4$	$-2.317 \cdot 10^4$	$8.637 \cdot 10^1$	
3	$3 \cdot 10^0$	$4.9 \cdot 10^4$	$-2.217 \cdot 10^4$	$8.264 \cdot 10^1$	
4	$4 \cdot 10^0$	$4.908 \cdot 10^4$	$-2.225 \cdot 10^4$	$8.294 \cdot 10^1$	
5	$5 \cdot 10^0$	$4.908 \cdot 10^4$	$-2.225 \cdot 10^4$	$8.294 \cdot 10^1$	
6	$6 \cdot 10^0$	$4.908 \cdot 10^4$	$-2.225 \cdot 10^4$	$8.294 \cdot 10^1$	
7	$7 \cdot 10^0$	$4.908 \cdot 10^4$	$-2.225 \cdot 10^4$	$8.294 \cdot 10^1$	
8	$8 \cdot 10^0$	$4.908 \cdot 10^4$	$-2.225 \cdot 10^4$	$8.294 \cdot 10^1$	
9	$9 \cdot 10^0$	$4.908 \cdot 10^4$	$-2.225 \cdot 10^4$	$8.294 \cdot 10^1$	
10	$1 \cdot 10^1$	$4.908 \cdot 10^4$	$-2.225 \cdot 10^4$	$8.294 \cdot 10^1$	

## Section 5: Graphs

The following graphs show the approximate solution, true error and absolute relative true error as a function of the number of significant digits used.

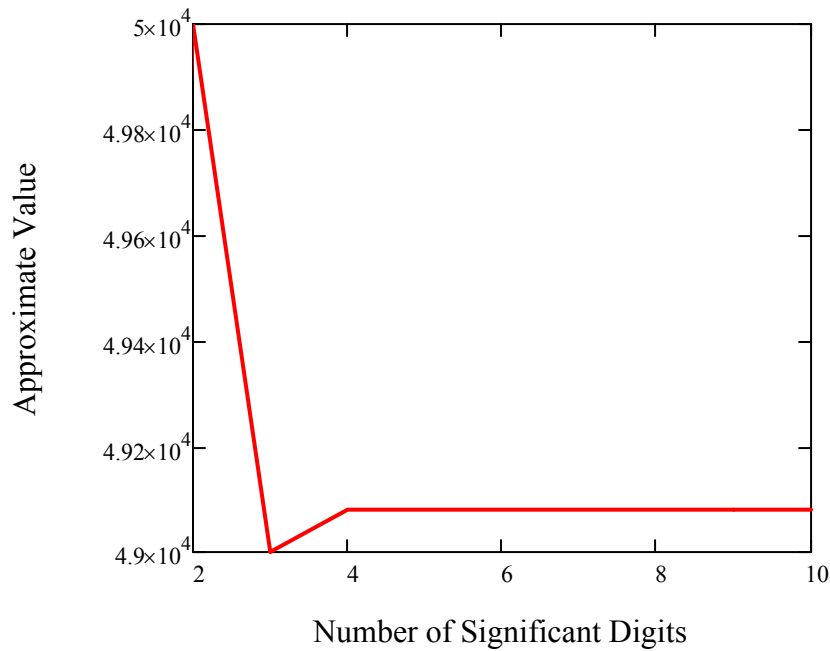
a := FDD(f, xv, h, nlow)

b := FDD(f, xv, h, nlow + 1)

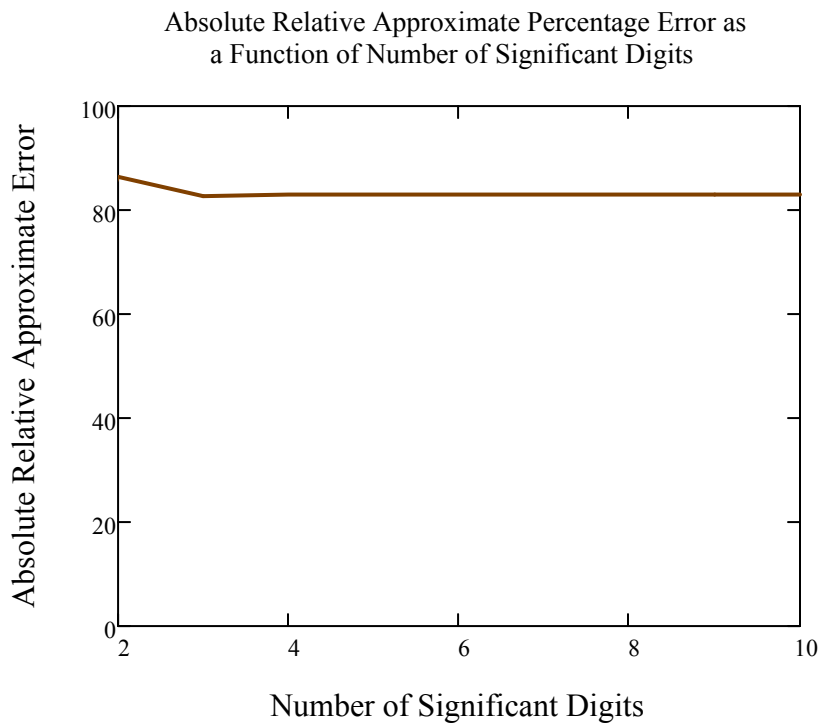
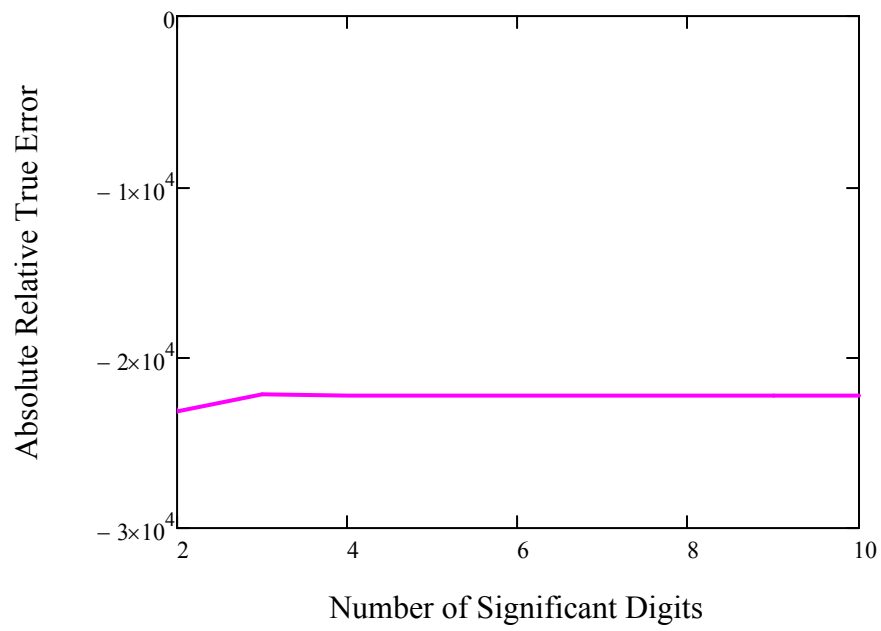
Override the default axis limits on the graphs to visualize the desired range:

Click in the plot to select it. Click on the number closest to the axis limit you wish to change and type a new number or expression. Click outside the plot region to redisplay the plot using the new numbers specified as axis limits.

Approximate Solution of the First Derivative using Forward Difference Approximation as a Function of Number of Significant Digits



Absolute Relative True Percentage Error as a Function of Number of Significant Digits





## References

Numerical Differentiation of Continuous Functions.  
<http://numericalmethods.eng.usf.edu/mws/gen/02dif>

**Questions**

1. The velocity of a rocket is given by

$$v(t) = 2000 \cdot \ln \frac{140000}{140000 - 2100 \cdot t} - 9.8 \cdot t$$

Use Forward Divided Difference method with a step size of 0.25 to find the acceleration at  $t=5s$  using different number of significant digits.

## Conclusions

The effect of significant digits on the calculation of the first derivative using Forward Difference approximation is studied.

---

*Legal Notice: The copyright for this application is owned by the author(s). Neither Mathcad nor the author are responsible for any errors contained within and are not liable for any damages resulting from the use of this material. This application is intended for non-commercial, non-profit use only. Contact the author for permission if you wish to use this application for-profit activities.*

s on the

value

ference

to the