

Newton-Raphson Method--Convergence of the Roots.

© 2003 Nathan Collier, Autar Kaw, Jai Paul, Michael Keteltas, University of South Florida,
kaw@eng.usf.edu, <http://numericalmethods.eng.usf.edu/mws>

NOTE: This worksheet demonstrates the use of Maple to illustrate the convergence of the roots using the Newton-Raphson method of finding roots of a nonlinear equation.

- Introduction

Newton-Raphson method [[text notes](#)][[PPT](#)] is based on the principle that if the initial guess of the root of $f(x) = 0$ is at x_i , then if one draws the tangent to the curve at $f(x_i)$, the point x_{i+1} where the tangent crosses the x-axis is an improved estimate of the root. Using the definition of the slope of a function,

$$x_{i+1} = x_i - \frac{f(x_i)}{f'(x_i)}$$

The following simulation illustrates the convergence of the roots using Newton-Raphson method of finding roots of a nonlinear equation.

> **restart;**

- Section I : Data.

The following is the data that is used to solve the nonlinear equation which is obtained from the [floating ball problem](#) from the General Engineering to find the depth 'x' to which the ball is submerged under water

Function in $f(x)=0$

> **f(x) := x^3 - 0.165*x^2 + 3.993*10^(-4) :**

Initial guess

> **x0 := 0.05 :**

Upper bound of range of 'x' that is desired

> **uxrange := 0.12 :**

Lower bound of range of 'x' that is desired

> **lrange := -0.02 :**

Maximum number of iterations

> **nmax := 5 :**

Enter the number of the root desired

> **rootnumber := 1 :**

- Section II: Before you start.

The derivative of the given function is found before we start.

```
[ > g(x) :=diff(f(x),x);  
  
                                     g(x) := 3 x2 - 0.330 x
```

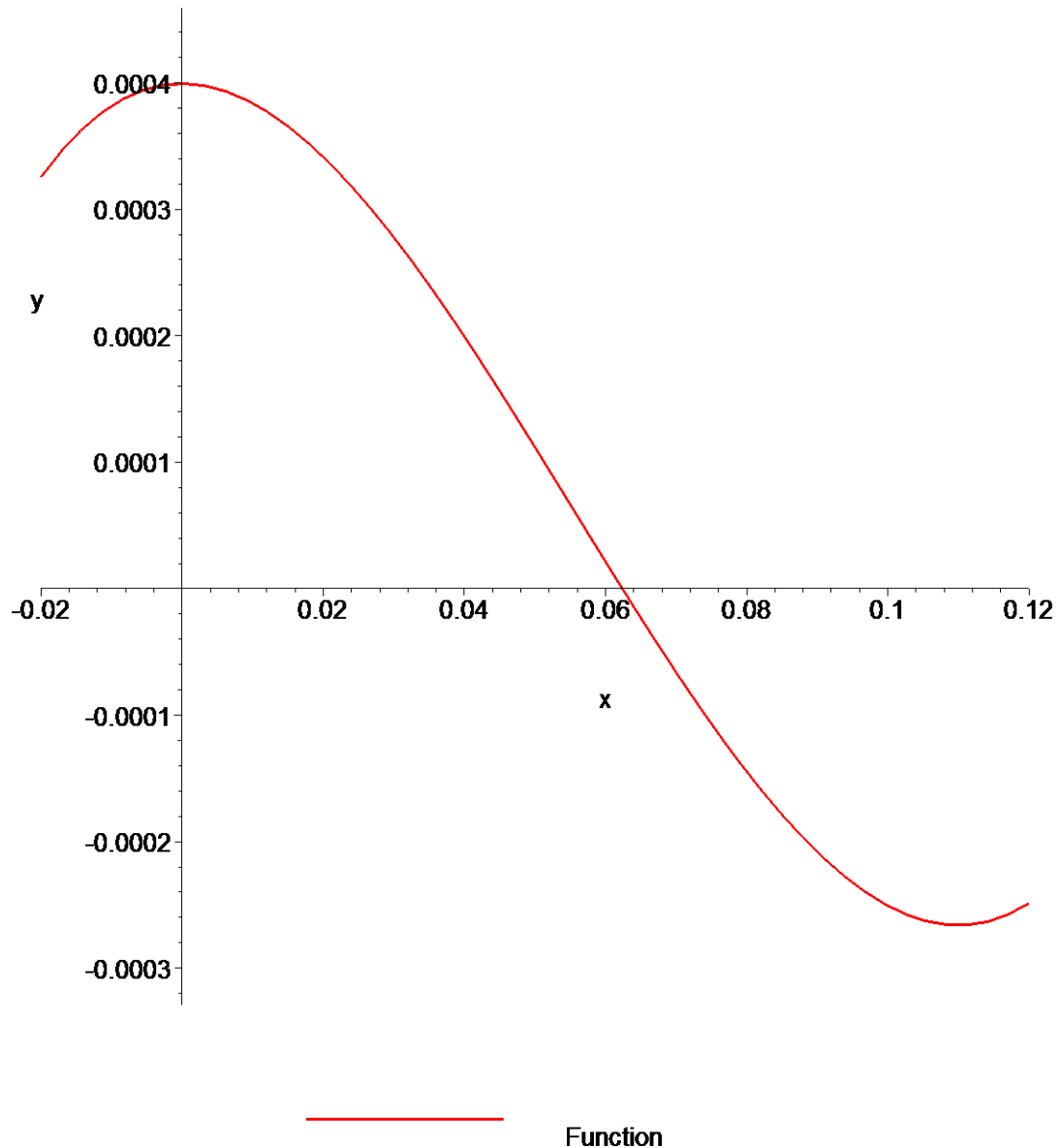
We now plot the data. The following function determines the upper and lower ranges on the Y-axis. This is done using the upper and lower ranges of the X-axis specified, and the value of the original functional at these values.

```
[ > yranger:=proc(uxrange,lxrange)  
  local i,maxi,mini,tot;  
  maxi:=eval(f(x),x=lxrange);  
  mini:=eval(f(x),x=lxrange);  
  for i from lxrange by (uxrange-lxrange)/10 to uxrange do  
    if eval(f(x),x=i)<mini then mini:=eval(f(x),x=i) end if;  
    if eval(f(x),x=i)>maxi then maxi:=eval(f(x),x=i) end if;  
  end do;  
  tot:=maxi-mini;  
  -0.1*tot+mini..0.1*tot+maxi;  
end proc;  
[ > yrange:=yranger(uxrange,lxrange):  
[ > xrange:=lxrange..uxrange:
```

The following calls are needed to use the plot function

```
[ > with(plots):  
  Warning, the name changecoords has been redefined  
[ > with(plottools):  
  Warning, the name arrow has been redefined  
[ > plot(f(x),x=xrange,y=yrange,title="Entered function on given  
  interval",legend=["Function"],thickness=3);
```

Entered function on given interval



- Section III: True Value.

The "true" solution is taken as the solution that Maple's numerical root solver obtains. This is a decent assumption because their subroutines have been professionally written. You must take caution, however, because Maple's "RootOf" function might be finding another of the function's roots. For the rest of the sheet to be correct, you need to ensure that `xrtrue` is the root that you are attempting to find. This can be altered by changing the value of 'rootnumber' above.

```
[ > xrtrue:=RootOf(f(x),x,index=rootnumber) :  
[ > xrtrue:=evalf(xrtrue) ;
```

$xr_{true} := 0.06237758151$

Section IV: Value of root as a function of iterations.

Here the Newton-Raphson method algorithm is applied to generate the values of the roots, true error, absolute relative true error, approximate error, absolute relative approximate error, and the number of significant digits at least correct in the estimated root as a function of number of iterations.

```
> xr:=proc (n)
    local p, q, i;
    p:=x0;
    q:=x0;
    for i from 1 to n do
        p:=q- $\text{eval}(f(x), x=q) / \text{eval}(g(x), x=q)$ ;
        q:=p;
    end do;

    p;
end proc:
> nrange:=1..nmax:
```

Absolute true error

```
> Et:=proc (n)
     $\text{abs}(xr_{true}-xr(n))$ ;
end proc:
```

Absolute relative true error

```
> et:=proc (n)
     $\text{abs}(Et(n)/xr_{true}) * 100$ ;
end proc:
```

Absolute approximate error

```
> Ea:=proc (n)
     $\text{abs}(xr(n)-xr(n-1))$ ;
end proc:
```

Absolute relative approximate error

```
> ea:=proc (n)
    local p;
```

```
    if n <=1 then
      p:=0;
    else
      p:=abs(Ea(n)/xr(n))*100;
    end if;
  p;
end proc:
```

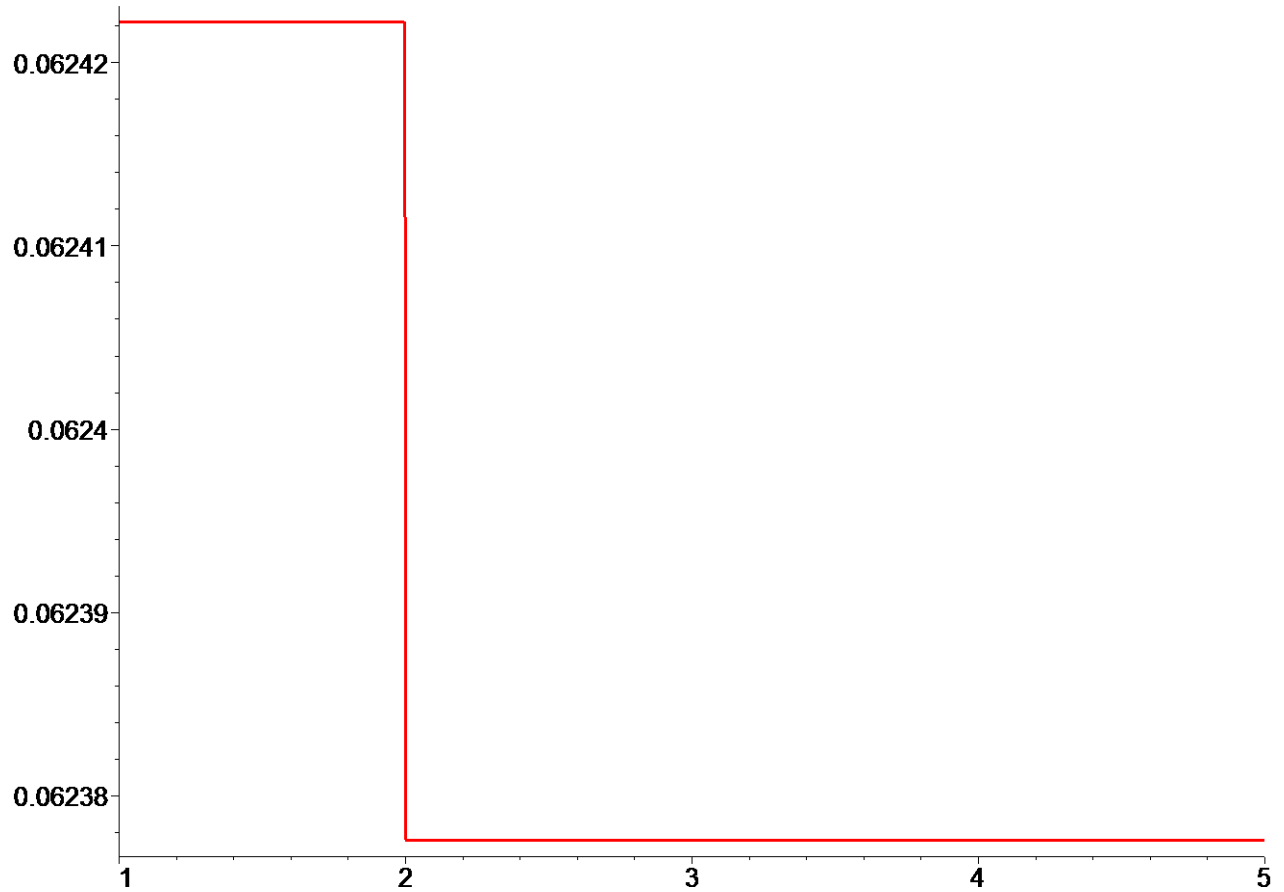
Significant digits at least correct

```
> sigdigits:=proc(n)
  local p;
  p:=floor((2-log10(ea(n)/0.5)));
  if p<0 then p:=0 end if;
  p;
end proc:
```

- Section V: Graphs of Results.

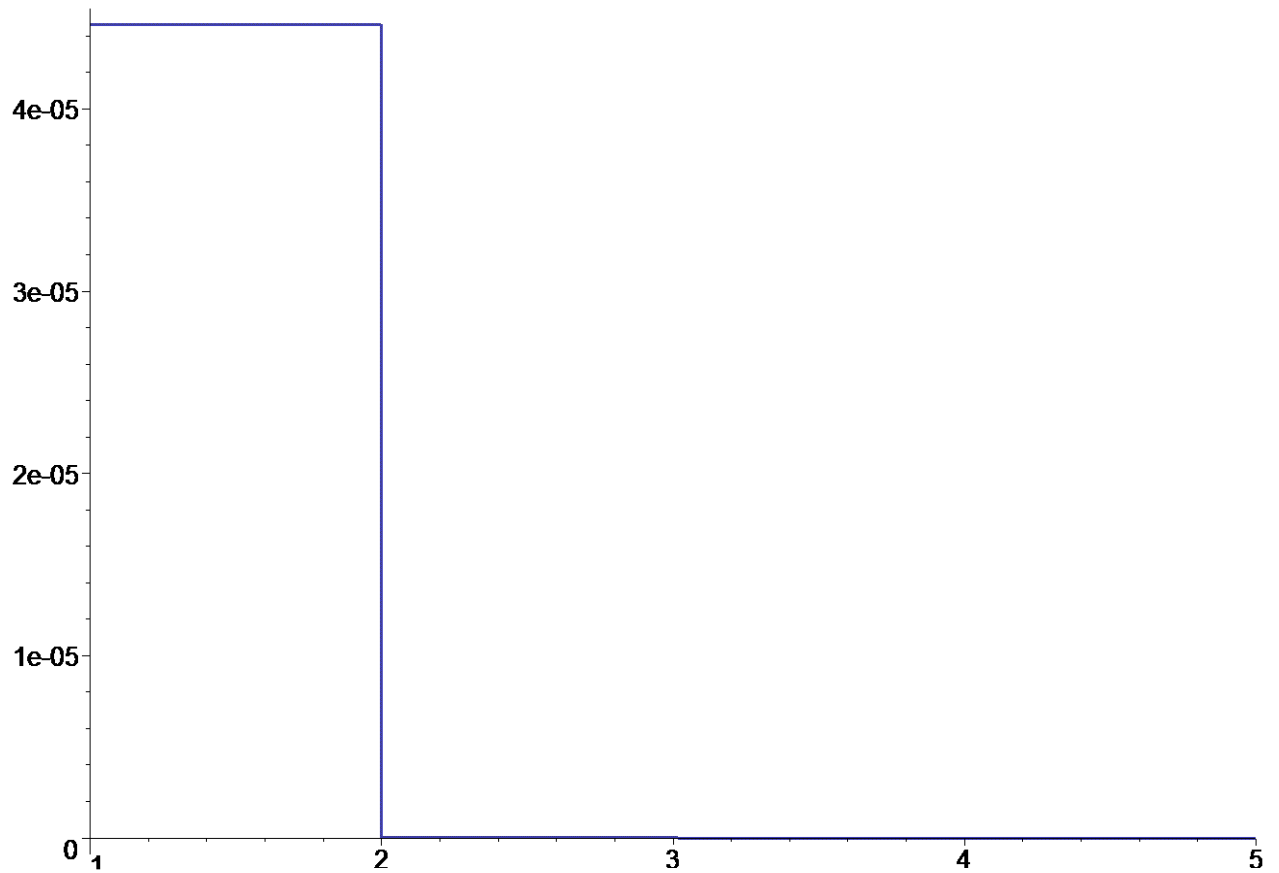
```
> plot(xr,nrange,title="Estimated root as a function of number of
iterations",thickness=3,color=red);
```

Estimated root as a function of number of iterations



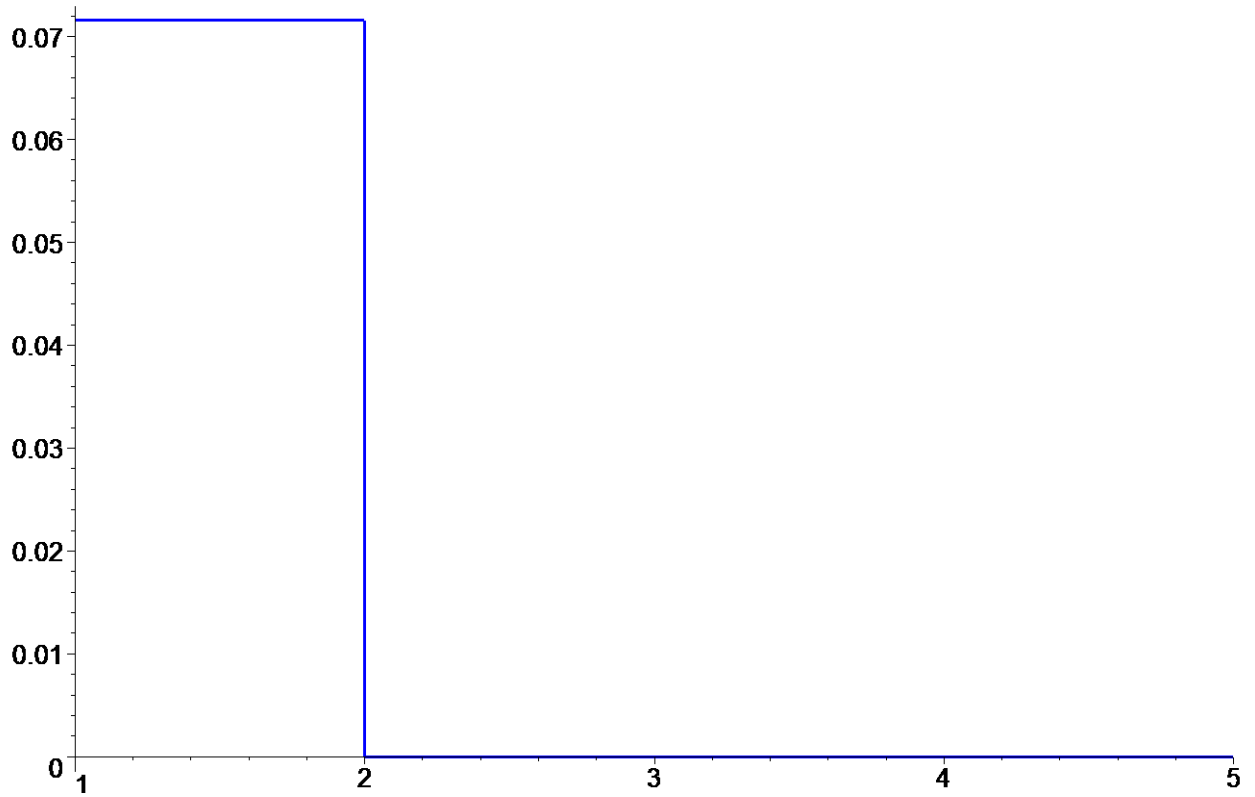
```
> plot(Et,nrange,title="Absolute true error as a function of  
number of iterations",thickness=3,color=navy);
```

Absolute true error as a function of number of iterations



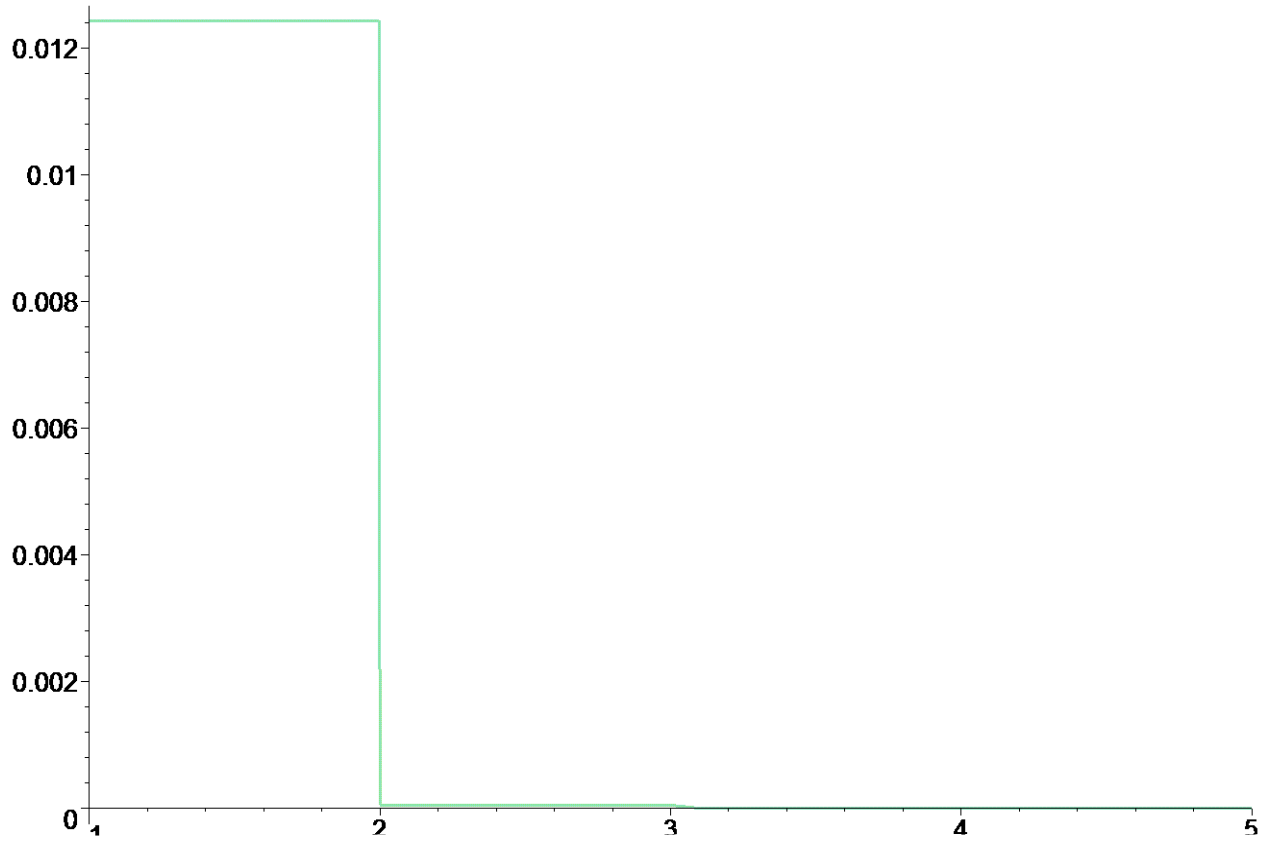
```
> plot(et,nrange,title="Absolute relative true error as a  
function of number of iterations",thickness=3,color=blue);
```

Absolute relative true error as a function of number of iterations



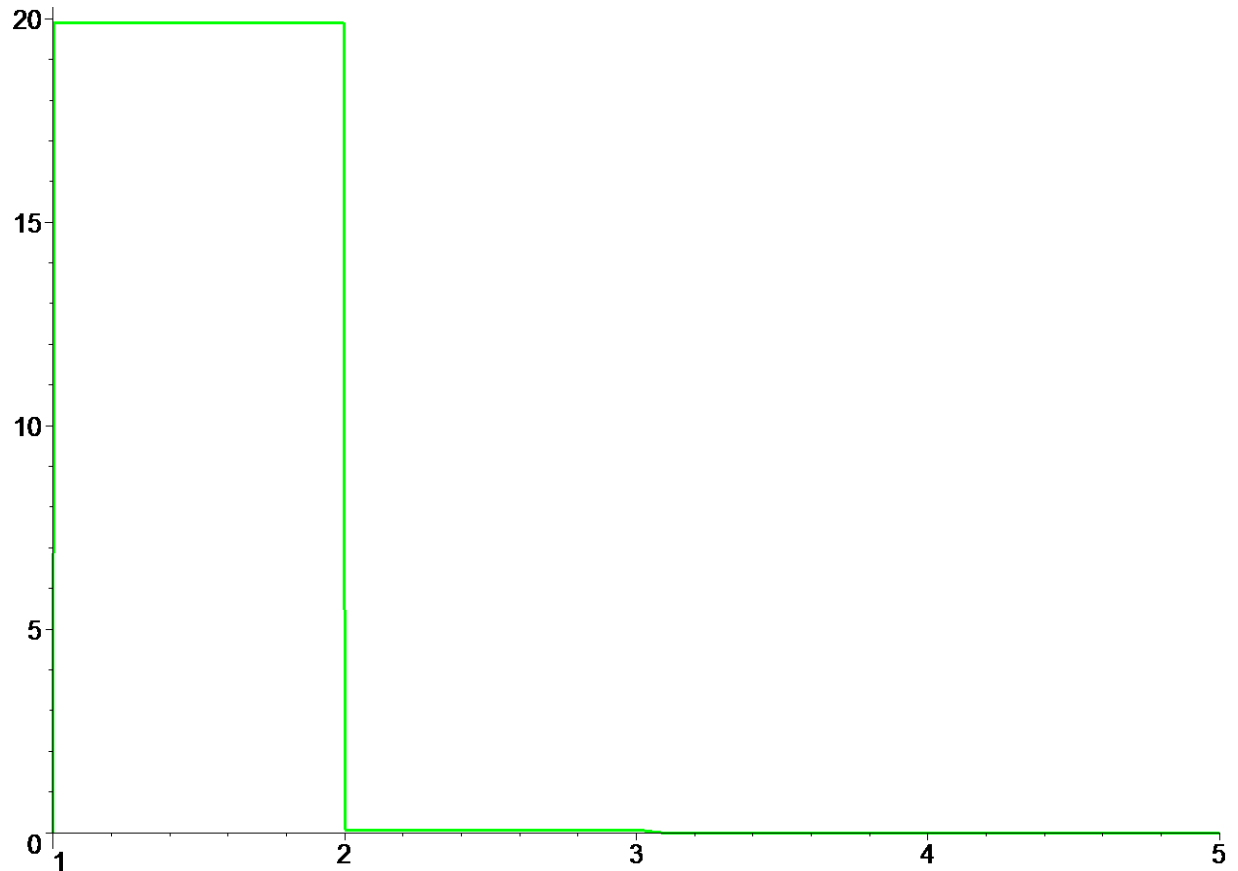
```
> plot(Ea,nrange,title="Absolute approximate error as a function  
of number of iterations",thickness=3,color=aquamarine);
```


Absolute approximate error as a function of number of iterations



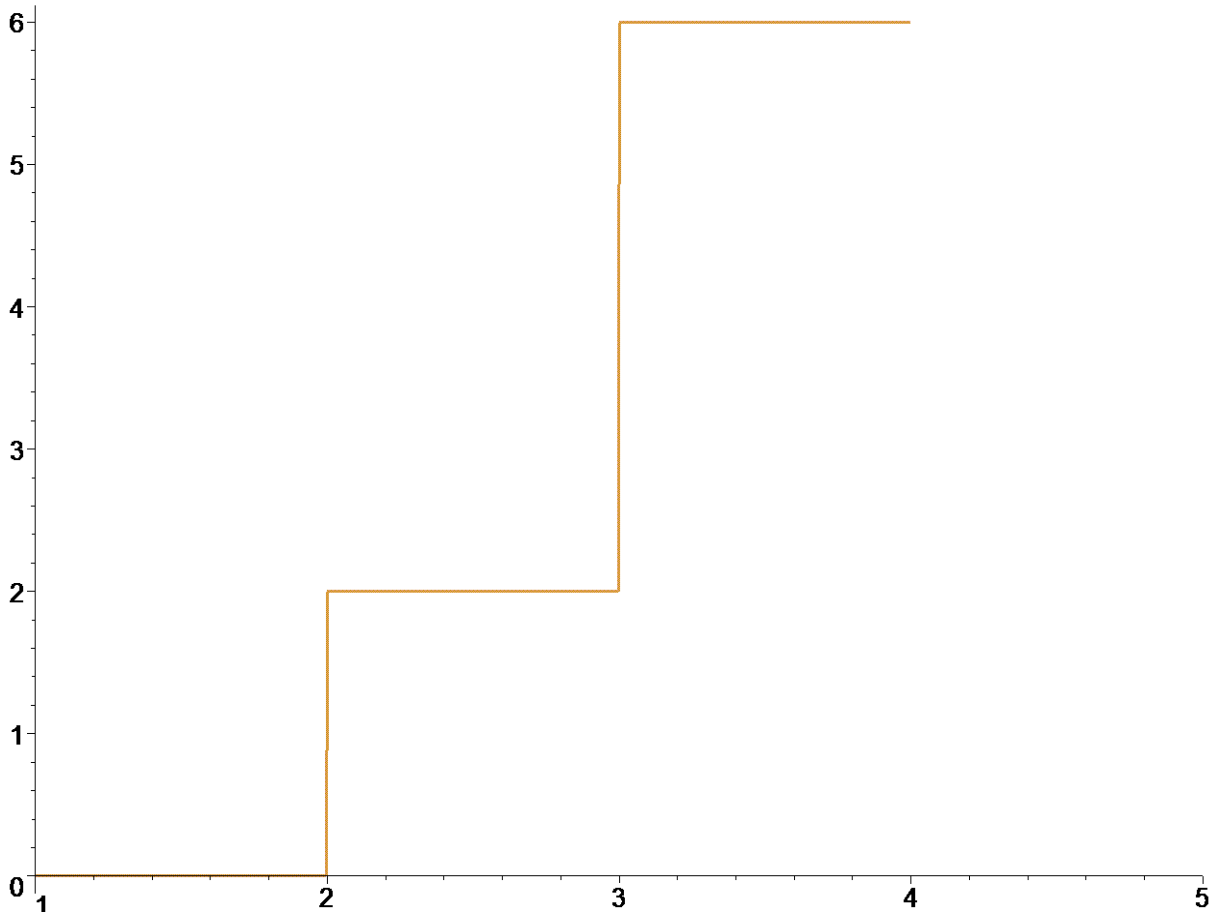
```
> plot(ea,nrange,title="Absolute relative approximate error as a function of number of iterations",thickness=3,color=green);
```

Absolute relative approximate error as a function of number of iterations



```
> plot(sigdigits,nrange,title="Number of significant digits at  
least correct as a function of number of  
iterations",thickness=3,color=gold) ;
```

Number of significant digits at least correct as a function of number of iterations



Section VI: Conclusion.

Maple helped us to apply our knowledge of numerical methods of finding roots of a nonlinear equation using the Newton-Raphson method to simulate the convergence of the root of the given nonlinear equation.

References

[1] *Nathan Collier, Autar Kaw, Jai Paul, Michael Keteltas, Holistic Numerical Methods Institute, See http://numericalmethods.eng.usf.edu/mws/gen/03nle/mws_gen_nle_txt_newton.pdf*

Disclaimer: While every effort has been made to validate the solutions in this worksheet, University of South Florida and the contributors are not responsible for any errors contained and are not liable for any damages resulting from the use of this material.