

Differentiation of Continuous Functions

Forward Difference Approximation of the First Derivative

*Ana Catalina Torres, Autar Kaw
University of South Florida
United States of America
kaw@eng.usf.edu*

Introduction

This worksheet demonstrates the use of Mathematica to illustrate Forward Difference Approximation of the first derivative of continuous functions.

Forward Difference Approximation of the first derivative uses a point h ahead of the given value of x at which the derivative of $f(x)$ is to be found.

$$f'(x) \cong \frac{f(x+h) - f(x)}{h}$$

Section 1: Input

The following simulation approximates the first derivative of a function using Forward Difference Approximation. The user inputs are

- a) function, $f(x)$
- b) point at which the derivative is to be found, xv
- c) starting step size, h
- d) number of times user wants to halve the starting step size, n

The outputs include

- a) approximate value of the derivative at the point and given initial step size
- b) exact value
- c) true error, absolute relative true error, approximate error and absolute relative approximate error, number of at least correct significant digits in the solution as a function of step size.

Function $f(x)$:

```
In[35]:= f[x_] := Exp[2 * x];
```

Value of x at which $f'(x)$ is desired, xv

```
In[36]:= xv = 4.0;
```

Starting step size, h

```
In[37]:= h = 0.2;
```

Number of times step size is halved

```
In[38]:= n = 12.0;
```

This is the end of the user section. All the information must be entered before proceeding to the next section.

Section 2: Procedure

The following procedure estimates the solution of first derivate of an equation at a point xv .

$f(x)$ = function

xv = value at which the solution is desired

h = step size value

n = number of times step size is halved

```
In[134]:= FDD[f_, xv_, h_] := Module[{deriv},
      deriv = (f[xv + h] - f[xv]) / h;
      deriv]
```

Section 3: Calculation

The exact value Ev of the first derivative of the equation:

First, using the diff command the solution is found. In a second step, the exact value of the derivative is shown.

```
In[40]:= f[x_]
```

```
Out[40]= e2 x
```

```
In[41]:= f'[x_]
```

```
Out[41]= 2 e2 x
```

```
In[42]:= Ev = N[f'[xv]]
```

```
Out[42]= 5961.92
```

The next loop calculates the following:

AV: Approximate value of the first derivative using Forward Difference Approximation by calling the procedure "FDD"

Ev: Exact value of the first derivative

Et: True error

et: Absolute relative true percentage error

Ea: Approximate error

ea: Absolute relative approximate percentage error

Sig: Least number of correct significant digits in an approximation

```

In[1676]:= Do [
  Nn[i] = 2 ^ i;
  H[i] = h / Nn[i];
  AV[i] = FDD[f, xv, H[i]];
  Et[i] = Ev - AV[i];
  et[i] = Abs[(Et[i] / Ev)] * 100.0;
  If[i > 0,
    Ea[i] = AV[i] - AV[i - 1];
    ea[i] = Abs[Ea[i] / AV[i]] * 100.0;
    Sig[i] = Floor[(2 - Log[10, ea[i] / 0.5])];
    If[Sig[i] < 0, Sig[i] = 0];
  ]
, {i, 0, n - 1, 1}]

```

The loop halves the value of the step size n times. Each time, the approximate value of the derivative is calculated and saved in a vector. The approximate error is calculated after at least two approximate values of the derivative have been saved. The number of significant digits is calculated and written as the lowest real number. If the number of significant digits calculated is less than zero, then is shown as zero.

Section 4: Spreadsheet

The next table shows the step size value, approximate value, true error, the absolute relative true percentage error, the approximate error, the absolute relative approximate percentage error and the least number of correct significant digits in an approximation as a function of the step size value.

```

In[1677]:= Print["      ", "h", "      ", "Av", "      ", "Et", "      ", "
      ", "et", "      ", "Ea", "      ", "ea", "      ", "Sig"];
Print[" "]
Grid[Table[{H[i], AV[i], Et[i], et[i], Ea[i], ea[i], Sig[i]}, {i, 0, n - 1}]]

```

	h	Av	Et	et	Ea	ea	Sig
	0.2	7330.54	4593.29	38.5219	Ea[0]	ea[0]	Sig[0]
	0.1	6599.92	5323.91	44.6493	-730.621	11.0701	0
	0.05	6270.2	5653.63	47.4145	-329.721	5.25855	0
	0.025	6113.48	5810.35	48.7289	-156.722	2.56355	1
	0.0125	6037.06	5886.77	49.3698	-76.4145	1.26576	1
	0.00625	5999.33	5924.5	49.6862	-37.7312	0.628923	1
Out[1679]=	0.003125	5980.59	5943.25	49.8434	-18.7479	0.313479	2
	0.0015625	5971.24	5952.59	49.9218	-9.34466	0.156494	2
	0.00078125	5966.58	5957.26	49.9609	-4.66503	0.0781861	2
	0.000390625	5964.25	5959.59	49.9805	-2.33069	0.0390778	3
	0.000195313	5963.08	5960.75	49.9902	-1.16489	0.0195351	3
	0.0000976563	5962.5	5961.33	49.9951	-0.582332	0.00976658	3

Section 5: Graphs

The following graphs show the approximate solution, absolute relative true error, absolute relative approximate error and least number of significant digits as a function of step size.

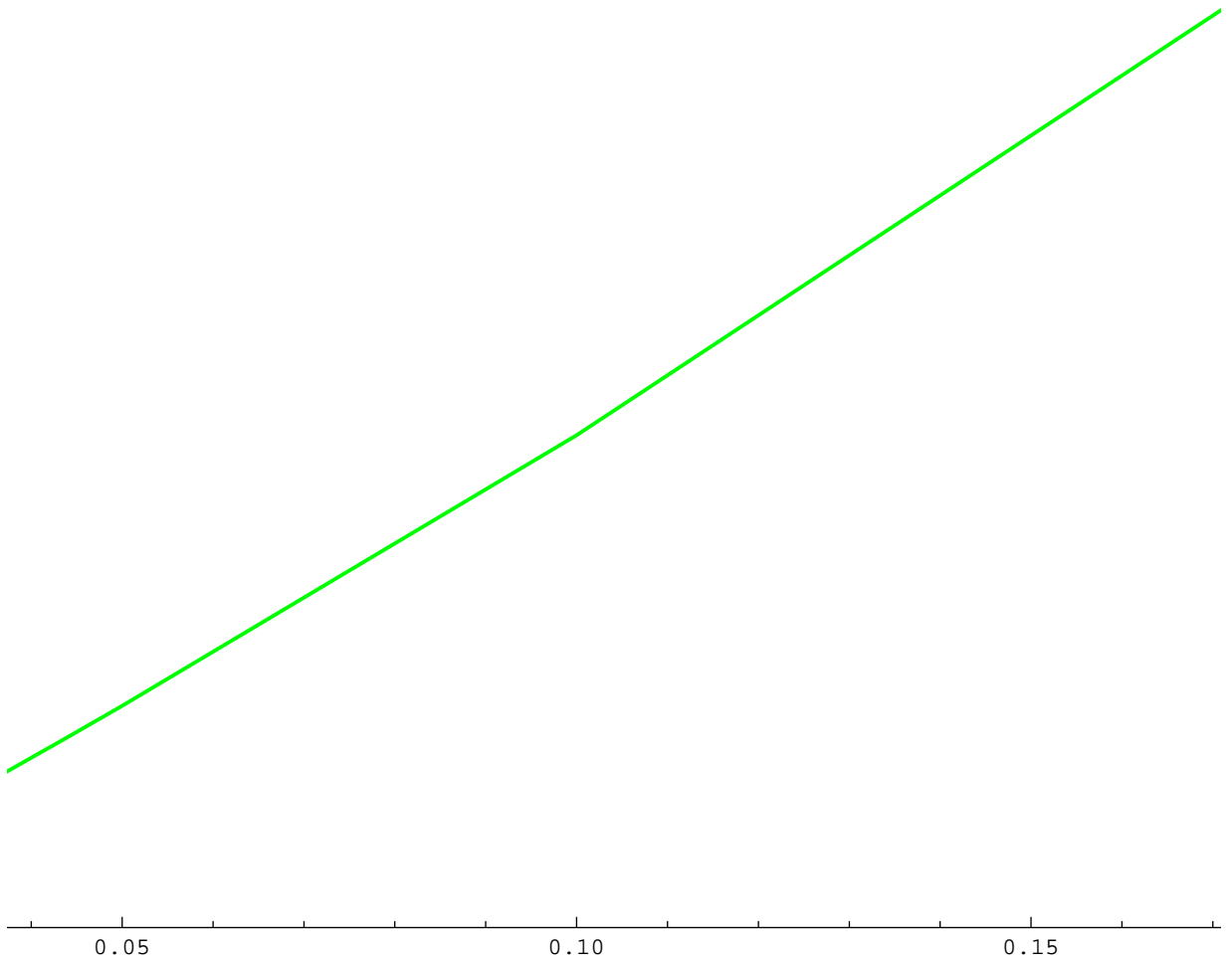
```

In[1702]:= data = Table[{H[i], AV[i]}, {i, 0, n - 1}];
plot = ListPlot[data,
  PlotJoined → True,
  PlotStyle → {Thickness[0.002], RGBColor[0, 1, 0]},
  DisplayFunction → Identity,
  PlotRange → Full];
Show[plot,
  PlotLabel → "Approximate Solution of the First Derivative using\nForward
  Difference Approximation as a Function of Step Size",
  AxesLabel → {"Step Size", "Approximate Value"}]
data = Table[{H[i], et[i]}, {i, 0, n - 1}];
plot = ListPlot[data,
  PlotJoined → True,
  PlotStyle → {Thickness[0.002], RGBColor[0, 1, 0]},
  DisplayFunction → Identity,
  PlotRange → Full];
Show[plot, PlotLabel →
  "Absolute Relative True Percentage\nError as a Function of Step Size",
  AxesLabel → {"Step Size", "Absolute Relative
  True Error"}]
data = Table[{H[i], ea[i]}, {i, 0, n - 1}];
plot = ListPlot[data,
  PlotJoined → True,
  PlotStyle → {Thickness[0.002], RGBColor[0, 1, 0]},
  DisplayFunction → Identity,
  PlotRange → Full];
Show[plot,
  PlotLabel → "Absolute Relative Approximate Percentage\n Error as a
  Function of Step Size", AxesLabel → {"Step Size", "Absolute Relative
  Approximate Error"}]
sigdigplot = Table[{H[i], Sig[i]}, {i, 0, n - 1}];
BarChart[sigdigplot, BarStyle → Green,
  PlotLabel → "Least Significant Digits Correct\nas a Function of Step Size"]

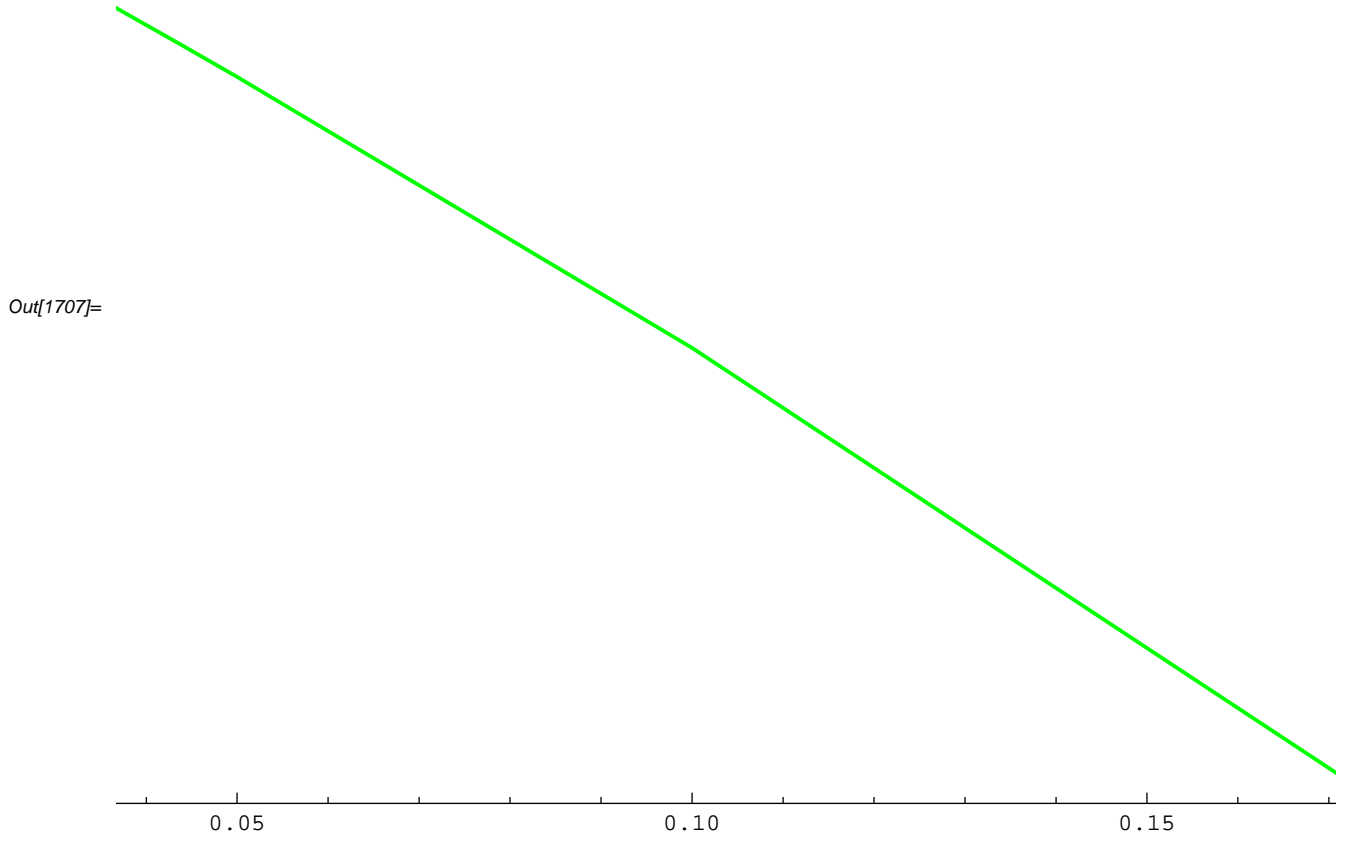
```

Approximate Solution of the First Derivative using
Forward Difference Approximation as a Function of Step Size

Out[1704]=

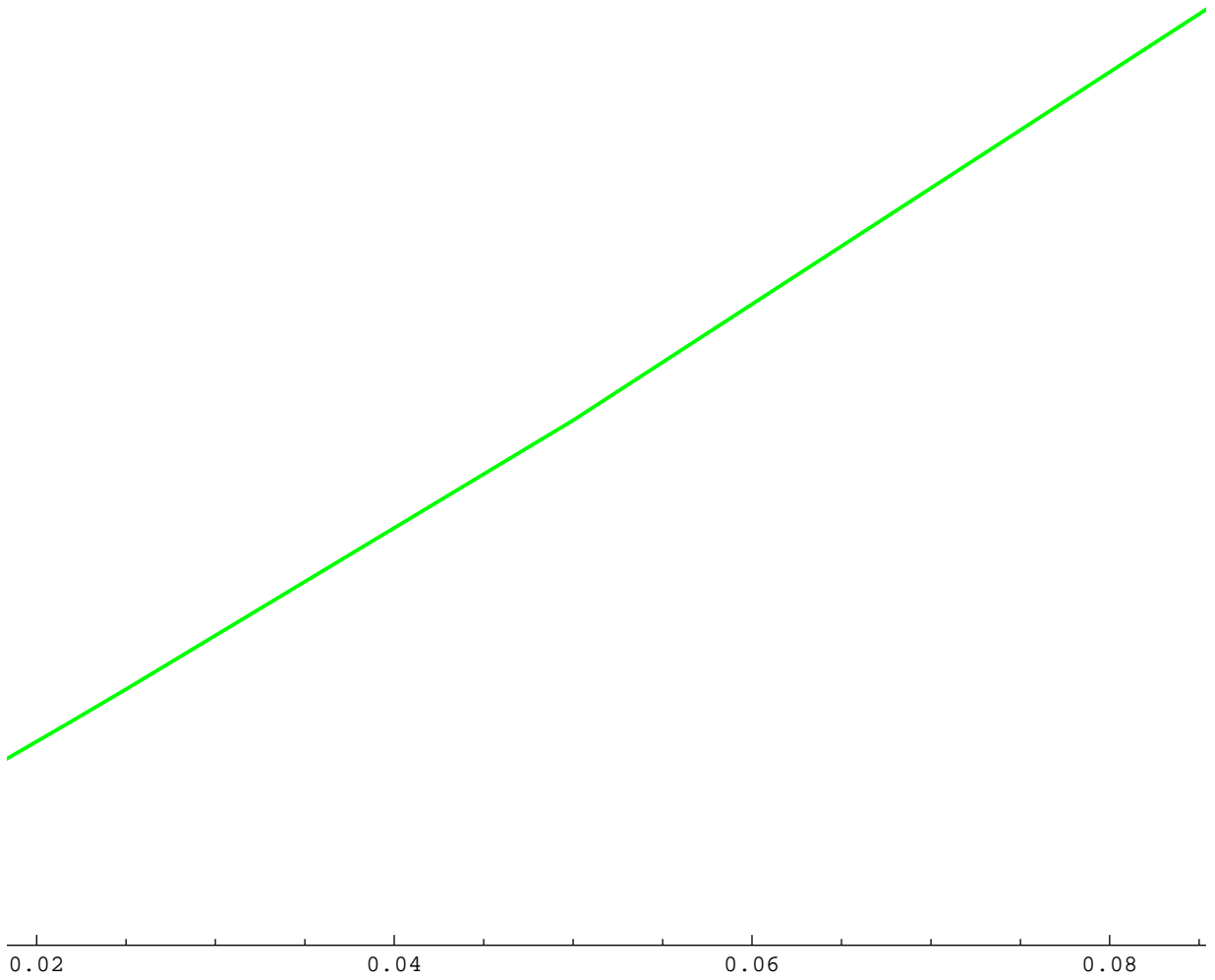


Absolute Relative True Percentage
Error as a Function of Step Size




Absolute Relative Approximate Percentage
Error as a Function of Step Size

Out[1710]=



Lea

Out[1712]=


References

Numerical Differentiation of Continuous Functions.

See http://numericalmethods.eng.usf.edu/mws/gen/02def/mws_gen_dif_txt_continuous.pdf

Questions

1. The velocity of a rocket is given by

$$v(t) = 2000 \ln \frac{140000}{140000 - 2100t} - 9.8t$$

Use Forward Divided Difference method with a step size of 0.25 to find the acceleration at $t=5$ s. Compare with the exact answer and study the effect of the step size.

2. Look at the true error vs. step size data for problem # 1. Do you see a relationship between the value of the true error and step size ? Is this coincidental?

Conclusions

To obtain more accurate values of the first derivative using Forward Difference Approximation, the step size needs to be small. As the spreadsheet shows, the smaller the step size value is, the approximation is closest to the exact value.

Legal Notice: The copyright for this application is owned by the author(s). Neither Maplesoft nor the author are responsible for any errors contained within and are not liable for any damages resulting from the use of this material. This application is intended for non-commercial, non-profit use only. Contact the author for permission if you wish to use this application for-profit activities.